

SI-UNI



PRODUCT DESCRIPTION

- Universal Silicone mono component acetate-based for daily use

CHARACTERISTICS

- Easy application
- Resistant to UV-light resistant, it doesn't bleach
- High durability, resistant to ageing
- Good mechanical properties, elasticity and flexibility
- Excellent adhesion to aluminum, ceramics, glass, glazed surfaces, profiled glass, klinker and porcelain. Not suitable for sealing tinned sheet
- For indoor and outdoor use
- Does not slump in vertical joints
- Available in several colors
- Releases acetic acid during hardening
- Resistant to various chemicals
- Resistant to extreme climatic conditions, rain and snow
- Service temperature: -40°C +150°C

APPLICATIONS

- Window installation, glass mounting y tempered glass on aluminum frames
- PVC joints, varnished wood, ceramic surfaces, aluminum, etc.
- Sealing not tensioned joints

CE MARKING


CE
20
INDEX® - Técnicas Expansivas, S.L. C/ Segador, 13 26006 Logroño (La Rioja) SPAIN
SIUNIX280
EN 15651-1:2012 F-EXT-INT-CC
DoP: SIUNI - www.indexfix.com





Sealants for non-structural use in joints in buildings and pedestrian walkways - Part 1: Sealants for facade elements

APPLICATION EXAMPLES



BASE MATERIAL



1. RANGE						
ITEM	CODE	SIZE	PHOTO	COLOR	MATERIAL	
1	SIUNIB280	280 ml.			White universal silicone acetate-based Format: 280 ml cartridges	12
2	SIUNIT280	280 ml.			Transparent universal silicone acetate-based Format: 280 ml cartridges	12

2. ACCESSORIES				
ITEM	CODE	PHOTO	COMPONENT	MATERIAL
1	MOPISSI		APPLICATION GUN	Application gun for silicone cartridges

3. TECHNICAL CHARACTERISTICS			
3.1 SI-UNI fresh sealant			
Characteristic	Criteria	Unit	Value
Appearance	[--]	[--]	Homogeneous paste
Skin formation	23°/50% relative humidity	Minutes	10 – 30 min
Curing speed/time	23°/50% relative humidity	mm / day	3
Resistance to flow	ISO 7390	mm	0
Application temperature	[--]	°C	+5 to +40
3.2 SI-UNI cured sealant			
Characteristic	Standard	Unit	Value
Hardness shore A	ISO 868	[--]	10 - 20
Tensile resistance	ISO 8339	MPa	0,3 – 0,5
Elastic module 100%	ISO 8339	MPa	< 0,40
Elongation at break	ISO 8339	%	150 – 250
Tensile resistance	ISO 37	MPa	> 1,2
Elongation at break	ISO 37	%	> 350
Change in volume	ISO 10563	%	> 10
Elastic recovery	ISO 7389	[--]	> 98%
Service temperature	[--]	°C	-40 to +150

4. STORAGE CONDITIONS

Keep the product stored in a dry place, away from direct sunlight and heat sources, at an average temperature between +5 °C and +25 °C.

Shelf life of unopened cartridge: 12 months from the date of manufacture. The expiration date is indicated on the cartridge.



5. PRODUCT APPLICATION

Application procedure	Cartridge utilization				
	Joint depth (mm)	Joint width (mm)			
		6	8	10	12
1. The surface of the joint must be dry, hard, clean, dust and fat free. Remove all separated and badly attached pieces.					
2. In case of better look is needed tape the edges with a proper masking tape.	6	8,3	6,2	5	4,2
3. Cut the cartridge at the top and screw on the nozzle, which has to be cut according to the width of the joint and placed in the gun. (see table)	8	--	4,7	3,7	3,1
4. During work interruption release the handle on the gun and pull the piston back. The sealant should be applied as evenly as possible.	10	--	--	3,0	2,5
5. At the end, use a smoothing tool, a smoothing agent soaped finger to level the sealant before the skin starts to form. It is very important to press the sealant well against the surface to be sealed.	12	--	--	--	2,1
6. Remove the masking tape before the sealant starts to harden. Fresh sealant can be cleaned with a proper cleaner, hardened sealant should be removed mechanically.	The table above shows how many linear meters of joints we can seal with one 280 ml cartridge relative to the width and depth of the joint				