

### MO-TL

### PRODUCT DESCRIPTION

- Long chemical anchor sleeve for solar panel installations. The 330 mm version is cuttable.

### CHARACTERISTICS

- Sleeve of Ø16x200 mm or Ø16x330 mm
- Material: Polypropylene
- For outside use
- Adjustment up to 190 mm by cutting marks every 10 mm in the 330 mm version
- Colour: White



### APPLICATIONS



PSE-A



PSE-C



GP-XS

The plastic sleeve secures an optimum distribution and a uniform curing of the chemical anchor. It is used for solar panel installation, in coplanar assembly system with direct fixing on the roof.

The structural components with which it is usually installed are:

- **PSE-A**, aluminium profile for assembled fixing
- **PSE-C**, aluminium profile for lateral assembled fixing
- **GP-XS**, perforated Steel channel Atlantis C4-M INDEXTRUT solar

The sleeve includes a centering plug that simplifies resin insertion into the sleeve and thanks to the division of the upper part of the 330 mm version, it allows a range of lengths usable with a single product, providing flexibility and cost-effectiveness.

Also, thanks to its high adhesion, it serves as a fixing during the pre-installation, maintaining the position of the elements to be fixed during the installation of the final fastening.

Indicated for use with threaded rod.

### BASE MATERIAL / FIXING SYSTEM

BASE MATERIAL



Concrete



Hollow concrete



Hollow brick

FIXING SYSTEM



**KFS-RV / KFS-MA**  
Threaded rod kit

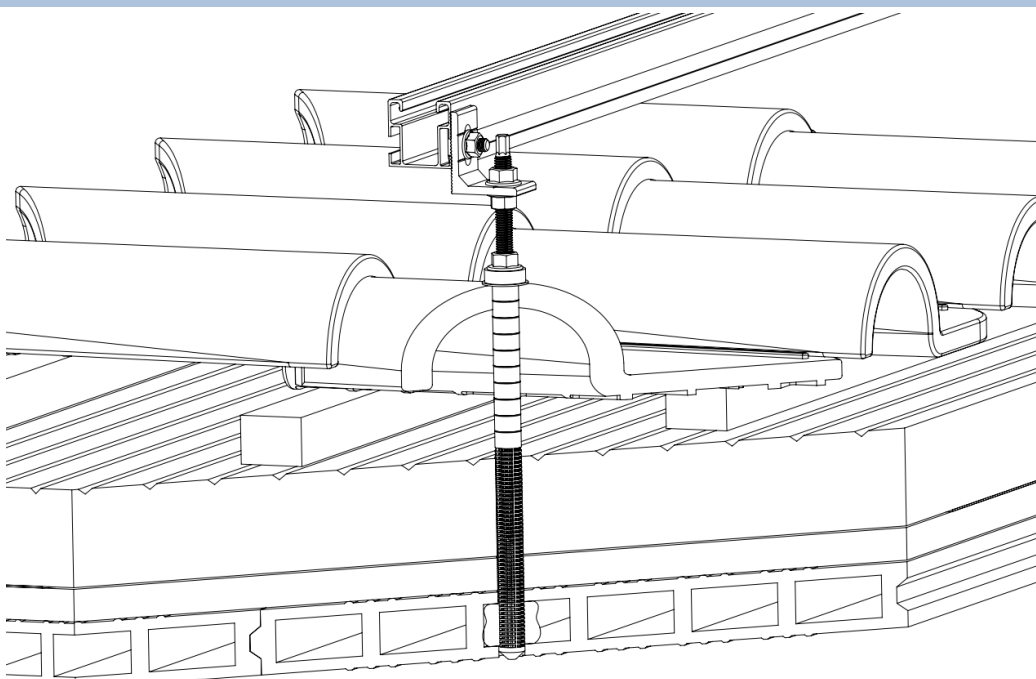


**Chemical anchor**

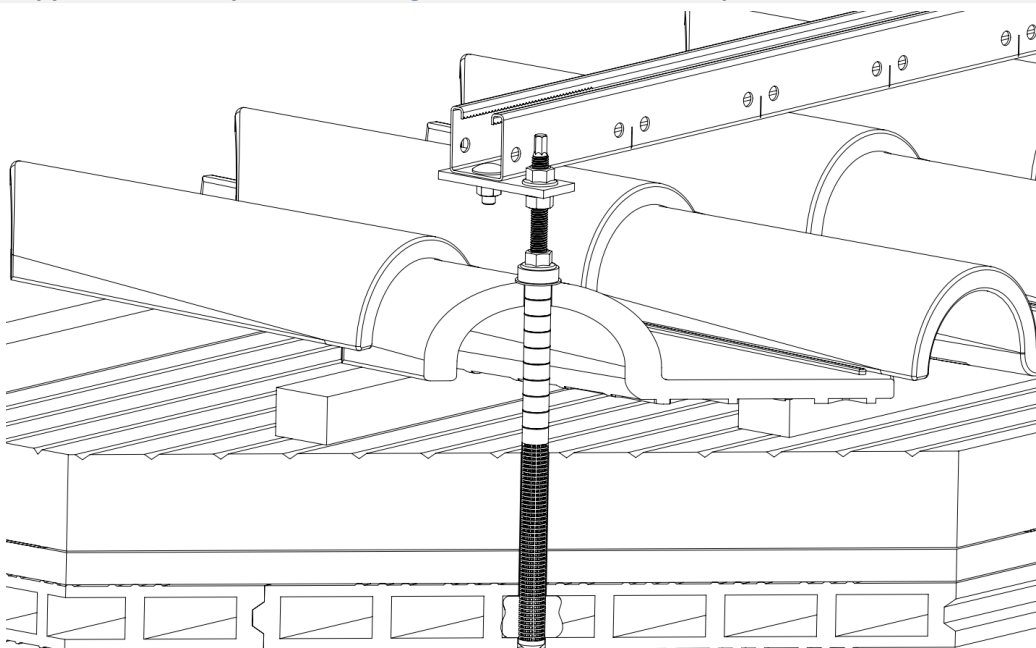
### 1.RANGE

ITEM	CODE	PHOTO	DESCRIPTION	WIDTH	LENGTH	MATERIALS
1	MOTL16200		Long sleeve	16 mm	200 mm	
2	MOTL16330		Cutttable long sleeve	16 mm	330 mm	

### APPLICATION EXAMPLES



Application example 1: mounting of the PSE-C aluminium profile on mixed roof tiles



Application example 2: mounting of the GP-XS steel guide on curved roof tiles

## 2.INSTALLATION INFORMATION

### 2.1 MO-TL

### Long sleeve




#### Material



Polypropylene

#### Compatible



PSE-A  
Alluminium profile



PSE-C  
Coplanar alluminium profile



GP-XS  
INDEXTRUT solar perforated guide

#### Base material



Concrete



Hollow brick

#### Attachment accessories



KFS-RV / KFS-MA  
Threaded rod kit

#### Measurement table

Code	A (mm)	ØB (mm)	ØC (mm)	L (mm)	LT (mm)
MOTL16200	-	28	16	130	200
MOTL16330	10	28	16	130	330

#### Drawing MO-TL

