


STRUT BOLT

Expansion bolt for hollow profiles. ETA Assessed

NEW







STOP WELDING

INDEX[®]
A PERFECT FIXING



RANGE



PRODUCT	SBZ	SBG
SIZES	M6 - M20	M8 - M20
MATERIAL	Bolt: Steel Sleeve: Carbon Steel Cone: Carbon Steel	Bolt: Steel Sleeve: Carbon Steel Cone: Carbon Steel
COATING		
ASSESSMENT	 <p>for installation on structural steel elements, or on a structural steel element and another non-structural element according to guideline EAD</p>	 <p>for installation on structural steel elements, or on a structural steel element and another non-structural element according to guideline EAD</p>

FEATURES

- Designed to join structural steel elements, or a structural steel element with a non-structural element.
- Suitable for connections in hollow sections, especially when the backside is inaccessible.
- Compatible with rectangular, square, and circular hollow sections.
- Suitable for static or quasi-static loads.
- Easy installation.
- Requires pre-drilling of the elements to be fastened.
- Available in zinc-plated and hot-dip galvanized finishes.

APPLICATIONS

- Fastening of two structural steel elements, or a structural steel element with a non-structural element.
- Ideal for hollow structural sections where the backside is inaccessible.

LOAD CAPACITY (KGS)

