

**SE-ACR**

**PRODUCT DESCRIPTION**

- Mono component acrylic-based sealant for daily use

**CHARACTERISTICS**

- Easy application
- Resistant to climate influence, UV-light and ageing
- Excellent adhesion to porous materials
- It can be used to seal wet surfaces
- Good mechanical properties, elasticity and flexibility
- Does not slump in vertical joints
- Available in white and grey
- It doesn't contain solvents
- Fresh sealant can be removed easily with water
- Service temperature: -20°C +75°C



**APPLICATIONS**

- Suitable for sealing less stressed joints.
- For sealing joints between plasterboards and concrete elements.
- For repairing and filling cracks in plaster and walls as well as for sealing final joints between sills and walls and frames of window blinds.

**CE MARKING**

<b>CE</b>
20
INDEX - Técnicas Expansivas, S.L. C/ Segador, 13 26006 Logroño (La Rioja) SPAIN
SEACRB280
EN 15651-1:2012 F-EXT-INT
DoP SEACR – www.indexfix.com

Sealants for non-structural use in joints in buildings and pedestrian walkways - Part 1: Sealants for facade elements





**APPLICATION EXAMPLES**



**BASE MATERIAL**



## 1. RANGE

ITEM	CODE	SIZE	PHOTO	COLOR	MATERIAL	
1	SEACRB280	280 ml.			White universal sealant acrylic-based Format: 280 ml cartridges	12
2	SEACRG280	280 ml.			Grey universal sealant acrylic-based Format: 280 ml cartridges	12

## 2. ACCESSORIES

ITEM	CODE	PHOTO	COMPONENT	MATERIAL
1	MOPISSI		APPLICATION GUN	Application gun for silicone cartridges

## 3. TECHNICAL CHARACTERISTICS

### 3.1 SI-UNI fresh sealant

Characteristic	Criteria	Unit	Value
Appearance	[--]	[--]	Thixotropic paste
Skin formation	23°/50% relative humidity	Minutes	20 – 25 min
Resistance to flow	ISO 7390	mm	0
Application temperature	[--]	°C	+5 to +40

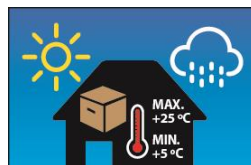
### 3.2 SI-UNI cured sealant

Characteristic	Standard	Unit	Value
Hardness shore A	ISO 868	[--]	30 - 40
Change in volume	ISO 10563	%	17±1%
Service temperature	[--]	°C	-20 to +75

## 4. STORAGE CONDITIONS

Keep the product stored in a dry place, away from direct sunlight and heat sources, at an average temperature between +5 °C and +25 °C.

Shelf life of unopened cartridge: 12 months from the date of manufacture. The expiration date is indicated on the cartridge.



5. PRODUCT APPLICATION					
Application procedure	Cartridge utilization				
	Joint depth (mm)	Joint width (mm)			
		4	6	8	10
1. The surface of the joint must be dry, hard, clean, dust and fat free. Remove all separated and badly attached pieces.					
2. In case of better look is needed tape the edges with a proper masking tape.	4	18,7	12,5	9,3	--
3. Cut the cartridge at the top and screw on the nozzle, which has to be cut according to the width of the joint and placed in the gun. (see table)	6	--	8,3	6,3	5,0
4. During work interruption release the handle on the gun and pull the piston back. The sealant should be applied as evenly as possible.	8	--	--	4,7	3,7
5. At the end, use a smoothing tool, a smoothing agent soaped finger to level the sealant before the skin starts to form. It is very important to press the sealant well against the surface to be sealed.	10	--	--	--	3,0
6. Remove the masking tape before the sealant starts to harden. Fresh sealant can be cleaned with a proper cleaner or water, hardened sealant should be removed mechanically.	The table above shows how many linear meters of joints we can seal with one 280 ml cartridge relative to the width and depth of the joint				